





SHAFTS

Part No.	Description
4584125	SHAFT
6P6326	SHAFT A
3562439 (A)	SHAFT GP-D
1109287	SHAFT PLANETARY
2230567	SHAFT RH
1994632	SHAFT-PINION
7T8173	SHAFT-PLANETARY




GEARS

Part No.	Description
4605438 (B)	GEAR AS RING
3435369	GEAR PLANETARY
7Y1768	GEAR RING
8E7448	GEAR TRANSFER
2183172	GEAR-PLANETARY



GEARS FOR KOMATSU®

Part No.	Description
144-14-15180 (C)	GEAR 23 TEETH
14F-14-15120 (D)	GEAR 27 TEETH





Other Parts Now Available

NEW NUMBERS

Part No.	Description
0857537	SEAL O RING
1293180	LOCK NUT
1332015	BEARING
1392116	SWITCH GP
1460743	SEAL PISTON
1520604	BOLT-HEX
1541249	TAPPET
1686448	SEAL LIP TYPE
1733516	HANDLE
1931770	PACKING-PI
1994632	SHAFT-PINION
1A0621	GROMMET
1S5485	VALVE
1U3848	BEARING
2230567	SHAFT RH
2330624	SEAL-WIPER
2521824	PIN
2810898	PIN AS
2810902	PIN AS
2835972	RING-SEAL
2966195	SHAFY PLANETARY
2995419	BOLT HEX
3043262	SHAT AS
3087100	INSERT
3512177	SEAL U CUP
3512185	SEAL O RING
4335664	PISTON
4584126	PINION
5S7189	SPACER
6P6326	SHAFT A
6V2656	SEAL-RING
6V2658	SEAL-RING
7C1224	INSERT
7E3921	VALVE
7T8173	SHAFT-PLANETARY
7T9070	BLOCK
7V7017	PINION

Part No.	Description
7X4786	SEAL-LIP TYPE
7X5433	SEAL LIP TYPE
8D2878	RING WEAR
8E7927	CUP-BEARING
9T0486	PUMP G

KOMATSU® NEW NUMBERS

Part No.	Description
07155-02250	RING WEAR
154-70-22270	NUTS
154-71-41270	BOLTS
23B-735-3320	GUIDE
421-70-11940	PIN
600-421-6630	THERMOSTAT
707-51-75030	PACKING
708-2L-32150	BEARING