














# FUEL INJECTOR SLEEVES

A diesel engine Injector Sleeve is a critical component of the fuel injection system. It provides a sealed passage for the fuel injector to deliver fuel into the combustion chamber. Made from durable materials like steel brass or bronze, injector sleeves are press fit into the cylinder head to prevent leaks. Over time, these sleeves may wear out due to the extreme conditions they endure, necessitating replacement for optimal engine performance and efficiency.

Part No.	Engine	Equipment
 <b>1054232</b>	3176, 3176B	75C, 85C
 <b>1080219</b>	3408E, 3412E	24H, 5110B, 631D, 631E, 631G, 633E II, 637E, 637G, 651E, 657E, 69D, 769C, 769D, 771D, 773B, 773D, 773E, 775B, 775D, 775E, 834B, 836, 844, 988B, 988F II, 990, 990 II, 992C, AD40, AD45
 <b>1161102</b>	3176C, 3196, C-10	140H, 143H, 14H, 160H, 163H, 16H, 345B, 345B II, 345B II MH, 345B L, 365B, 365B II, 365B L, 480, 572R II, 65E, 725, 730, 75D, 75E, 814F, 815F, 816F, 85D, 85E, 95E, 966G II, 972G II
 <b>1785037</b>	C-9, C9	330C L, D6R II, MTC735

\* Other part no. not included in the list are available. Please contact your sales representative if you have any questions. Part Numbers are used for reference purposes only. Cat® and Caterpillar® are registered trademarks of Caterpillar, Inc. Komatsu® is the registered trademark of Komatsu Ltd. John Deere® is the registered trademark of John Deere Company.

Part No.	Engine	Equipment
 <b>2260262</b>	C11, C13	725, 730
 <b>2271200</b>	C-9, C9	120K, 120K 2, 12K, 12M, 140G, 140K, 140K 2, 140M, 140M 2, 160K, 160M, 160M 2, 2290, 2390, 2391, 2491, 2590, 324D, 324D FM, 324D FM LL, 324D L, 324D LN, 325D, 325D FM, 325D FM LL, 325D L, 325D MH, 326D
 <b>2272911</b>	3126, 3126B, 3126E, C7	120H, 135H, 322C, 322C FM, 325C, 325C FM, 561N, 938G II, 950G II, 953C, 962G II, 963C, D5N, D6N, IT38G II, IT62G II, M325C MH, SPP101
 <b>2291490</b>	C-9	12H, 330C, 330C FM, 330C L, 330C MH, 627G, 637D, 637G, 973C, D6R II, MTC735, TK711, TK721, TK722, TK732, TK741, TK751, TK752
 <b>2634920</b>	3406E, 3456	14M, 16M, 24M, 345C, 345C L, 345C MH, 345D, 345D L, 345D L VG, 349D, 349D L, 349E, 349E L, 349E L HVG, 349E L VG, 349F L, 365C, 365C L, 365C L MH, 374D L, 374F L, 385B, 385C, 385C FS
 <b>3256575</b>	C9.3	12M 2, 12M 3, 12M 3 AWD, 140M 2, 140M 3, 140M 3 AWD, 160M 2, 160M 3, 160M 3 AWD, 2864C, 336E, 336E H, 336E HVG, 336E L, 336E LH, 336E LN, 336F L, 568 FM LL, 586C, 627H, 627K, 627K LRC, 725C, 966K
 <b>6162-13-1130</b>	KOMATSU® S6D170, S6D170E, SA12V170, SA12V170E, SA6D170, SA6D170E, SA8V170, SAA6D170E	DCA, EGS650, EGS760, EGS850

\* Other part no. not included in the list are available. Please contact your sales representative if you have any questions. Part Numbers are used for reference purposes only. Cat® and Caterpillar® are registered trademarks of Caterpillar, Inc. Komatsu® is the registered trademark of Komatsu Ltd. John Deere® is the registered trademark of John Deere Company.